



GREENWIT TECHNOLOGIES Inc.

OFFICIAL SUPPLIER OF MOTORINO™ PRODUCTS

MOTORINO™

SPARE PARTS

CATALOG

**ACCESSORIES & COMMON PARTS, ASSEMBLIES
and Parts for Motorino XP Series Electric Scooters**

August, 2013



How to use the Motorino Parts Catalogue

Part numbers are divided by model as well as by category (electrical, mechanical, panel, trim). To keep the list organized we use a system of prefixes, which are detailed in the table below. Generic parts are shared between models, while parts with a model prefix are specific to that model. EX: SE01 is Electrical Part for Model Motorino XPS

To keep the model lists manageable we have created Assemblies; a single part number which includes many component parts. Motors, hydraulic brakes, rear boxes and second batteries are each represented in the model catalogues with a single reference number, to make ordering easier. The component parts for these assemblies can be found in the Assemblies section below, and can be ordered separately.

To order the parts you simply open the appropriate page from the document, use the pictures and descriptions within to find your part's numbers and enter those reference numbers into the excel order sheet. Confirm prices and descriptions before sending the order in to orders@e-ride.ca.

If you are a private owner we will also require the dealership or reseller from whom you purchased your bike. If you have a preferred method of shipping please let us know. Payment details can be provided after we reply with an invoice and shipping estimate.

You will not find prices in the catalog, rather, you will find them when you enter your parts in the excel order sheet.

As a general policy we only provide parts for use on our own machines. But since some E-bikers find replacement parts hard to come by we will entertain your requests, and will provide compatible parts that are available in quantity.

If you have any questions about this catalog, parts availability, troubleshooting or any other inquiry, please e-mail them to orders@e-ride.ca.










Part Prefix	Category
Generic parts	
ACnn	Accessory
Bnn	Rear Box part
BATnn	Battery
CHnn	Charger
ELnn	Generic Electrical
HRnn	Hardware
MCnn	Generic Mechanical
TRnn	Generic Trim
TTnn	Tubes & Tires
Specific parts for model XP*	
(*) =D,H,N,R,S,V,E	
Enn	XP Electrical
Mnn	XP Mechanical
Pnn	XP Panel
Tnn	Xp Trim















Table of Content

Accessories.....	1
Accessories (AC).....	1
Chargers (CH).....	2
Batteries (BAT).....	3
Tubes and Tires (TT).....	4
Paint (AC).....	5
Assemblies.....	6
Motor Assemblies.....	6
Drum Brake Motor Assembly (EL04A).....	6
Disc Brake Motor Assembly (MC03A).....	6
Hydraulic Brake Assemblies.....	7
Rear Hydraulic Brake Assembly (MC25A).....	7
XPr & XPn Front Brake Assembly(RM04A).....	7
XPH Front Brake Assembly (HM04A).....	7
XPv Front Brake Assembly(VM04.....	8
XPd Front Hydraulic Brake Assembly(DM04A)	9
Rear Cargo Box Assembly.....	10
Motorino XPn.....	11
Body panels	12
Trim.....	13
Electrical.....	14
Mechanical.....	16
Hardware and Minor parts.....	18
Motorino XPr.....	20
Body panels	21
Trim.....	22
Electrical.....	23
Mechanical.....	25
Hardware and Minor parts.....	27
Motorino XPd.....	29
Body panels and Trim.....	30
Electrical.....	31
Mechanical.....	33
Hardware and Minor parts.....	36
Motorino XPe.....	38
Body panels and Trim.....	39
Electrical.....	41
Mechanical.....	43
Hardware and Minor parts.....	45
Motorino XPh.....	47
Body panels	48
Trim.....	49
Electrical.....	50
Mechanical.....	52
Hardware and Minor parts.....	54

Motorino XPv.....	56
Body panels	57
Trim.....	58
Electrical.....	59
Mechanical.....	61
Hardware and Minor parts.....	63
Motorino XPs.....	64
Body panels and Trim.....	65
Electrical.....	67
Mechanical.....	69
Hardware and Minor parts.....	71
Motorino XPa.....	73
Body panels	74
Trim.....	75
Electrical.....	76
Mechanical.....	78
Hardware and Minor parts.....	80

Accessories















I.D. #	Picture	Description
AC02		Raincape
AC13		Raincover
AC24-BLK		Hand Warmers - BLACK
AC24-RED		Hand Warmers -RED
AC03		Alpine Starts Penniers
AC04		Saddle bags, pair, black, XPd
AC08		Bike pouch with quck click attachment system.
AC32-BGE		Classic Bike Panniers CTI
AC32-BLK		Classic bike panniers CTg
B13		Extra Large Cargo Box
AC15		Windshield - scooter
AC14		Windshield - motorcycle
AC20		Tubeless Tire repair kit
AC19		Portable Battery Desulphator

I.D. #	Picture	Description
AC10-L,M,S		Skullcap Helmet DOT WHI, SIL, BLK, L,M,S
AC10-L,M,S		Skullcap Helmet DOT WHI, SIL, BLK, L,M,S
AC12-BLK-M		Helmet - Leather Skullcap BLACK- M
AC12-BGE-M		Helmet - Leather Skullcap BEIGE- M
AC17-BLK-XL,L,M,S		Helmet DOT w/t visor BLACK,
AC17-SIL - XL,L,M,S		Helmet DOT w/t visor SILVER,
AC17-WHI-XL,L,M,S		Helmet DOT w/t visor WHITE
AC17-BLU-XL,L,M,S		Helmet DOT w/t visor BLUE
AC17-PNK-XL,L,M,S		Helmet DOT w/t visor PINK,
AC05		Cycle Analyst
AC07		Cycle Analogger
AC06		MP3 Player with speakers
AC31		12V cigarette lighter plug
AC23		Portable Compressor 12V

Common Parts

Chargers

I.D. #	Picture	Description
CH06		Charger, SLA, 12V, 1.7A, IEC Female Conn, Plastic Case
CH31		Charger, SLA, 12V, 20A, SC50 Conn, Metal Case
CH30		Charger, SLA, 12V, 5A, IEC Female Conn, Metal Case
CH07		Charger, SLA, 24V, 2A, IEC Female Conn, Plastic Case
CH33		Charger, SLA, 24V, 2A, IEC Female Conn, Plastic Case
C35		Charger, SLA, 24V, 3A, IEC Female Conn, Metal Case
CH08		Charger, SLA, 36V, 2A, IEC Female Conn, Plastic Case
CH36		Charger, SLA, 36V, 3A, IEC Female Conn, Metal Case
CH10		Charger, SLA, 48V, 3.5A, IEC Female Conn, Metal Case, 3 LEDs, (GT)
CH01		Charger, SLA, 48V, 3A, IEC Female Conn, Metal Case
CH02		Charger, SLA, 48V, 4A, IEC Female Conn, Metal Case
CH05		48V 3A SLA battery charger- plastic case
CH24		Charger, SLA, 48V, 4A, IEC Female Conn, Plastic Case
CH14		Charger, SLA, 48V, 6A, IEC Female Conn, Metal Case







I.D. #	Picture	Description
CH32		Charger, LiFePO4, 36V, 3A, IEC Female Conn, Metal Case
CH13		Charger, LiFePO4, 48V, 10A, SC50 Conn, Metal Case
CH12		Charger, LiFePO4, 48V, 5A, IEC Female Conn, Metal Case
CH20		Charger, LiFePO4, 60V, 10A, IEC Female Conn, Metal Case
CH27		Charger, LiFePO4, 60V, 10A, SC50 Conn, Metal Case
CH34		Charger, LiFePO4, 60V, 10A, SC50 Conn, Metal Case, Digital Readout
CH26		Charger, LiFePO4, 60V, 15A, SC50 Conn, Metal Case
CH25		Charger, LiFePO4, 60V, 20A, SC50 Conn, Metal Case
CH18		Charger, LiFePO4, 60V, 5A, IEC Female Conn, Metal Case
CH22		Charger, LiFePO4, 60V, 8A, IEC Female Conn, Metal Case
CH28		Charger, LiFePO4, 72V, 10A, SC50 Conn, Metal Case
CH23		Charger, LiFePO4, 72V, 5A, IEC Female Conn, Metal Case
CH16		Charger, Lithium-Ion, 36V, 1.5A, 5.5x2.1mm Coax Conn, Plastic Case, CTg
CH09		Charger, Lithium-Ion, 36V, 1.8A, XLR 3-pin Male Conn, Plastic Case, LTm

CH03		Charger, SLA, 60V, 3A, IEC Female Conn, Metal Case
CH19		Charger, SLA, 60V, 3A, IEC Female Conn, Plastic Case
CH29		Charger, SLA, 60V, 5A, IEC Female Conn, Metal Case
CH04		Charger Fan

CH17		Charger, Lithium-Ion, 36V, 2A, 5.5x2.1mm Coax Conn, Plastic Case, CTI/g
CH21		Charger, Lithium-Ion, 48V, 2A, Phono Coax Conn, Plastic Case, Bicycle
CH11		Charger plug adapter cable, standard IEC male to horizontal center pin IEC female
CH37		Cable, IEC Female to IEC Female, 2-conductor, 3.75m

Batteries

I.D. #	Picture	Description
BAT02		12V 12AH Pack of 4
BAT04		12V 20AH Pack of 4
BAT05		12V 38AH (single cell)
BAT06		12V 50AH Each
BAT07		Alarm keyFOB batteries
BAT10		48V 26AH Li-Ion battery pack












I.D. #	Picture	Description
BAT12		Li-Ion 36V battery for LT bikes or conv. kit
BAT13		Li-Ion battery pack 60V 50AH with BMS
BAT14		Li-Ion battery pack 72V 50AH with BMS
BAT16		Li-Ion battery pack 36V 9AH "flat" (CTI/CTg)
BAT17		Li-Ion battery pack 36V 9AH "tall battery" (2009 LTf/LTc/LTm)
BAT19		Li-Ion battery pack 36V 9AH "flat battery" (CTI Ctg)








Tubes and Tires

I.D. #	Picture	Description
TT01		3.5x10 tire (all XP models)
TT01- Color		3.5 x 10" Colored Tires (All XP models)
TT02		3.5x16 tube (optional)
TT03		3.0x16 tire (VTn)
TT04		3.0x16 tube (VTn)
TT05		2.5x18 tire (VTs)
TT06		2.5x18 tube (VTs)
TT12		4.0x12" tire (XPd)

I.D. #	Picture	Description
TT10		2.125x16 tube
TT16		Tire 4 x 12"
TT11B		Tubeless Tire Valve - Bent
TT11S		Tubeless Tire Valve - Straight
TT14		2.125 x 16" Tire
TT07		2.5x22 Front Tire (BTr)
TT08		2.5x22 Rear Tire (BTr)
TT09		2.5x22 tube (BTr)

PAINT

I.D. #	Picture	Description
AC29 - BLK		Paint - XPh/Xpn Black
AC29 - BLU		Paint - XPv Blue
AC29 - BUR		Paint - XPv Burg
AC29 - CBL		Paint - XPr Carribean Blue
AC29 - DGR		Paint - XPv Forest Green
AC29 - DRD		Paint - XPr Dark Red
AC29 - GGR		Paint - VTn Golden Green
AC29 - LBL		Paint - VTn Light Blue
AC29 - LIM		Paint - XPv Lime
AC29 - OGR		Paint - XPr Olive Green
AC29 - PBL		Paint - XPn Pearl Blue

I.D. #	Picture	Description
AC29 - PNK		Paint - XPv Pink
AC29 - RED		Paint - XPh/XPr/Xpn Red
AC29 - SIL		Paint - XPa Silver
AC29 - STL		Paint - XPr Smoked Steel
AC29 - WHI		Paint - XPn White
AC29 - YEL		Paint - XPh Yellow
AC29 - ORG		Paint - XPh Orange

Assemblies

Motor Assemblies

Full motor assemblies include the component parts listed below:

Drum Brake Motor Assembly (EL04A)

EL05		CCt Stator (narrow drum style)
MC01		CCt Rotor with Drum Brake and sprocket plates
HR30		Universal sprocket side spacer
HR35		Drum motor brake side spacer
HR01		x2 Retention Bars
HR02		x2 Rear Axle Nuts
HR13		Universal Seal-sprocket side (25mm/17mm)
HR12		DRUM motor seal - brake side (35mm/20mm)
HR45		M5x0.8 Bolts for Motor Plate
EL37		CCT Motor Wires
EL27		x3 Hall Effect Sensors
HR05		x2 Bearings-motor
EL49		Hall sensor male connector








Disc Brake Motor Assembly (EL03A)

EL06		CCt Stator (wide hydraulic style)
MC02		CCt Rotor with Disc Brake and sprocket plates
HR30		Universal sprocket side spacer
HR32		Disc Motor Inside Brake Spacer
HR37		Disc Motor Outside Brake Spacer
HR01		x2 Retention Bars
HR02		x2 Rear Axle Nuts
HR13		Seal- sprocket side (25mm/17mm)
HR26		DISC motor seal - brake side (40mm/25mm)
HR45		M5x0.8 Bolts for Motor Plate
EL37		CCT Motor Wires
EL27		x3 Hall Effect Sensors
HR05		x2 Bearings-motor
EL49		Hall sensor male connector

Hydraulic Brake Assemblies

Rear Hydraulic Brake Assembly (MC25A)




NOTE: Rear Hydraulic assemblies are found on any XP bike with a hydraulic rear brake. The brake levers differ from model to model, and can be found in that models mechanical parts list. Brake levers are not part of this assembly!

I.D. #	Picture	Description
MC16		ABS Rear hydraulic regulator
MC17		ABS nipple
MC34		Rear Hydraulic Line
MC35		Rear calipers
MC19		Rear Disc Brake pads (all models)
MC36		Left Reservoir (black or silver)
HR64		x2 Hydraulic Banjo bolt

Front Hydraulic Brake Assemblies




NOTE: Front brakes differ from model to model. The component parts for each assembly are listed below. Brake levers are not included in these assemblies.

XPr & XPn Front Brake Assembly (RM04A)

I.D. #	Picture	Description
MC15		ABS Front hydraulic regulator
MC17		ABS nipple
MC37		Front Hydraulic Line





(Continues...)

XPh Front Brake Assembly (HM04A)





I.D. #	Picture	Description
MC15		ABS Front hydraulic regulator
MC17		ABS nipple
MC37		Front Hydraulic Line

(Continues...)







XPr & XPn Front Brake Assembly(Cont'd)

I.D. #	Picture	Description
MC31		Front Brake Caliper (XPr/XPn)
MC22		Front Disc brake pads (xpr/xpn)
HR64		x2 Hydraulic Banjo bolt
MC30		Right Reservoir (black)








XPh Front Brake Assembly (Continued)

I.D. #	Picture	Description
MC32		XPh Front Brake Caliper
MC20		Front Disc Brake pads (xph)
HR64		x2 Hydraulic Banjo bolt
MC33		Low Profile Right Reservoir (black)








XPv Front Brake Assembly (VM04A)

I.D. #	Picture	Description
MC15		ABS Front hydraulic regulator
MC17		ABS nipple
MC37		Front Hydraulic Line
MC29		Xpv Front Brake caliper
MC21		Xpv front brake pads
HR64		x2 Hydraulic Banjo bolt
MC28		Right XPv Reservoir (silver)








XPp Front Brake Assembly (SM04A)

I.D. #	Picture	Description
MC15		ABS Front hydraulic regulator
MC17		ABS nipple
MC37		Front Hydraulic Line
MC29		Xpv Front Brake caliper
MC21		Xpsfront brake pads
HR64		x2 Hydraulic Banjo bolt
MC33		Low Profile Right Reservoir (black)

XPd Front Brake Assembly (DM04A)











I.D. #	Picture	Description
MC15		ABS Front hydraulic regulator
MC17		ABS nipple
MC37		Front Hydraulic Line
MC32r		XPd Front Brake caliper - RED
MC20		Xph/d front brake pads
HR64		x 2 Hydraulic Banjo bolt
MC50		Right XPD Reservoir SHINY (silver xpv WILL FIT CHANGE)

XPe Front Brake Assembly (EM04A)

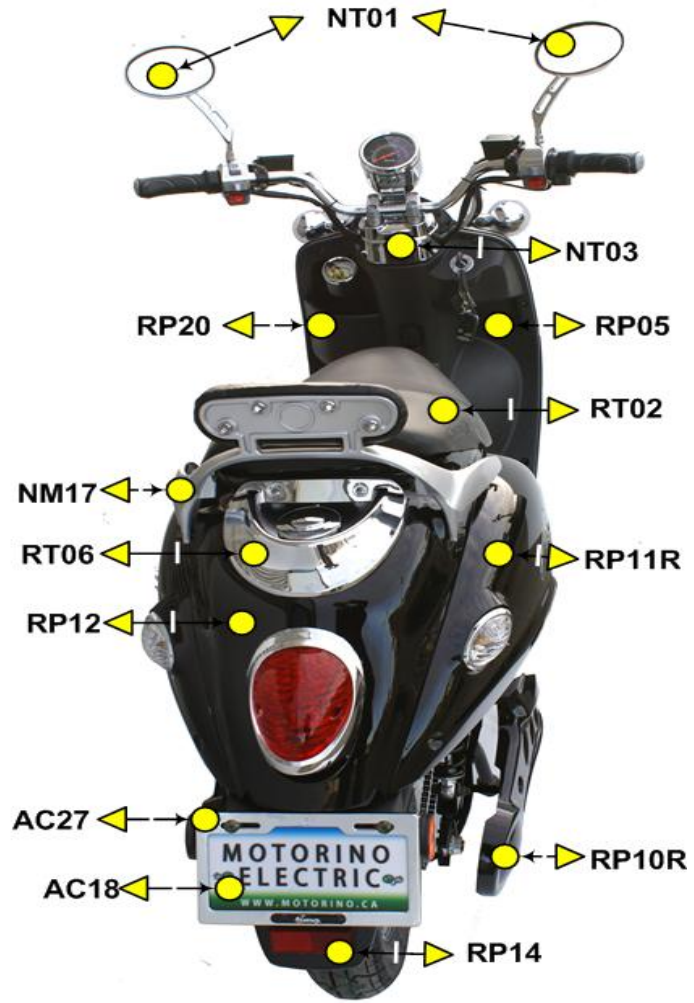
I.D. #	Picture	Description
MC15		ABS Front hydraulic regulator
MC17		ABS nipple
MC37		Front Hydraulic Line
MC74		Front Brake Caliper
MC20		Xph/d front brake pads
HR64		x 2 Hydraulic Banjo bolt
MC33		Low Profile Right Reservoir (black)

Rear Cargo Box Assembly (B07)

I.D. #	Picture	Description
B01-YELL		Box Lid - YELLOW(XPh)
B01-RED		Box Lid - RED(XPh)
B01-BLK		Box Lid - XPh/Xpn Black
B01-PNK		Box Lid - Pink
B01-BLU		Box Lid - Dark Blue XPv
B01-BUR		Box Lid - Burgundy
B01-DGR		Box Lid - Dark Green XPv
B01-LIM		Box Lid - Lime Green
B01-CBL		Box Lid- Caribbean Blue
B01-OGR		Box Lid- Olive Green
B01-DRD		Box Lid- Dark Cherry
B01-STL		Box Lid- Smoked Steel

I.D. #	Picture	Description
B02R		Box Reflector (right)
B02L		Box Reflector (left)
B03		Box underside (black plastic)
B04		Box Lock (bottom part)
B05		Box Catch (top brass part)
B06		Box Mounting Hardware
B11		Big box hinges
B12		x3 Box bolts (M6x1.0) for latch and lock
HR23		Panel screws (short)
HR48		Threaded panel clips for M6x1.0 bolt

**MOTORINO XPn
Body and Trim Parts**













XPn - Body Panels











I.D. #	Description	Colors					
NP01	Front Faring	BLK	PBL	WHI	RED	DRD	BUR
RP03	Front Fender	BLK	PBL	WHI	RED	DRD	BUR
RP05	Reverse Front Faring (Black)	One color					
RP06	Floorboard (Black)	One color					
RP07R	Low Side Panel (right)	BLK	PBL	WHI	RED	DRD	BUR
RP07L	Low Side Panel (left)	BLK	PBL	WHI	RED	DRD	BUR
RP08	Underseat Panel (with charging port)	BLK	PBL	WHI	RED	DRD	BUR
RP09	Seat Bucket (Black)	One color					
RP10R	Chain Guard (right)	BLK	PBL	WHI	RED	DRD	BUR
RP10L	Chain Guard (left)	BLK	PBL	WHI	RED	DRD	BUR
RP11R	Side Panel (right)	BLK	PBL	WHI	RED	DRD	BUR
RP11L	Side Panel (left)	BLK	PBL	WHI	RED	DRD	BUR
RP12	Rear Panel	BLK	PBL	WHI	RED	DRD	BUR
RP13	Rear Fender (black, barely visible)	One color					
RP14	Rear Mudguard (w/ reflectors)	One color					
RP15	Front fender (rear half)	BLK	PBL	WHI	RED	DRD	BUR
RP16R	Piece with Motorino logo inside RP11R	BLK	PBL	WHI	RED	DRD	BUR
NP16L-CHR	Chome piece -logoL	One color					
NP16R-CHR	Chome piece- logoR	One color					
RP16L	Piece with Motorino logo inside RP11L	BLK	PBL	WHI	RED	DRD	BUR
RP17	Underseat panel grid	BLK	PBL	WHI	RED	DRD	BUR
RP18	Access panel on floorboard RP06	One color					
RP19	Front splashguard-blk	One color					
RP20	Coffe cup pocket	One color					
RP21	Under seat hatch	One color					

Colors:










BLK	Black
PBL	Pearl Blue
RED	Red
WHI	White
DRD	Dark (Violet) Red
BUR	Burgundy

XPn - Trim

I.D. #	Picture	Description
NT01R		Mirror (right)
NT01L		Mirror (left)
NT02		Headlight Chrome Nose
RT02		Seat (specify black, white or brown)
NT03		Chrome Steering Column Collar
NT05		Aluminum Floor Plate
RT08		Floor Mat (Rubber)
RT04		Chrome Fender Trim
RT06		Chrome Access Panel (below rear box)
AC30		Plastic Pedal end caps

I.D. #	Picture	Description
RT07		Serial Cover (Black)
RT09		License plate mount
NT10		Back Rest Cushion
TR02		Rear Fender Reflector
TR03		Round orange reflector
TR04		Cable retaining bracket
TR06		Rubber seal for underside of seats
B07*		Rear Box Assembly (specify model and color, see assemblies for details)
AC18		License plate
AC27		License plate covers


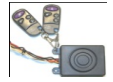







XPn - Electrical

I.D. #	Picture	Description
NE01		Headlight (inc. bulb)
NE02		Speedometer Gauge
NE10		Capacity Gauge
NE03		Left Chrome Switch Cluster (turnsig, hi/lo)
NE04		Right Chrome Switch Cluster (headlight)
NE05R		Front Turnsignal (right) (with bulb chrome trim)
NE05L		Front Turnsignals (left) (with bulb chrome trim)
RE06R		Rear Turnsignals (right) (with bulb & chrome trim)
RE06L		Rear Turnsignals (left) (with bulb & chrome trim)




I.D. #	Picture	Description
RE07		Brakelight (inc. bulb)
EL13		Hydraulic brake switch (symmetrical)
RE09		Ignition (Tumbler and switch)
EL01		48v CCt Controller
EL03*		Full Disc Motor Assembly (see Assemblies for details)
EL09		Throttle
EL10		Companion handle
EL11		CCT switch
EL18		12V DC converter

(Continues...)


XPn - Electrical Parts (Continued)











I.D. #	Picture	Description
EL19		Turnsignal Relay
EL20		48V Alarm & two remotes
EL21		12V Horn
EL22		40A Breaker
EL23		Connector Block
EL24		Male Charging Terminal
BAT04		12V 20AH Pack of 4
BAT03*		48V 12AH complete spare battery assembly (see Assemblies for details)
BAT07		Alarm remote batteries

(Continued)

I.D. #	Picture	Description
EL29		12V 10W Turnsig Bulb
EL30		12V 5W Brakelight Bulb
EL35		12V 2W dashboard bulb (all models)
EL39		12V 35W Headlight Bulb (XPn) symmetrical tabs
CH01		Charger 48V 3A Metal
CH02		Charger 48V 4A Metal
CH04		Charger Fan
CH05		Charger - 48V plastic
EL25		Second Battery Plug (Female part)







XPn - Mechanical

I.D. #	Picture	Description
NM01		Handlebar Fasteners (pair)
NM02		Handlebar
NM03R		Brake Handle (right) (hydraulic) (chrome)
NM03L		Brake Handle (left) (hydraulic) (chrome)
RM04*		Front Hydraulic Brake Assembly (see assemblies for details)
RM05		Front Brake Disc
RM06R		Front Shock Absorber (right)
RM06L		Front Shock Absorber (left)
RM07		Front Wheel (see hardware for bearings and seals)
RM08		Front Axle (with nut and spacer)

I.D. #	Picture	Description
RM09		Speedometer Wormgear
MC25*		Rear Hydraulic Brake Assembly (see Assemblies for details)
MC07		Rear Brake Disc
RM12		Main Kickstand
RM14		Side Kickstand
RM16		Pedal Axle
NM17		Back Rest Rack (see trim for cushion)
RM18		Seat Latch
NM19		Steering Column /w triple tree
RM20		Seat latch cable

(Continues...)

XPn- Mechanical Parts (Continued)

I.D. #	Picture	Description
MC08		Rear Shock Absorber
MC09		Speedometer Cable (XPh XPv XPr BTr)
MC11		Pedal Axle Sprocket and Pin
MC12		Pedals (left and right set)
MC13		Pedal cranks (left and right set)
MC14		Sprocket Freewheel

(Continued)

I.D. #	Picture	Description
MC19		Rear Disc Brake pads (all models)
MC22		xpr/xpn front disc brake pads
TT01		3.5x16 tubeless tire
TT11B		Tubeless Tire Valve - Bent
RM17		Rear Box Rack
NM20		XPn Steering Column headpiece

XPn Hardware and Minor Parts





NOTE: Any minor parts which are elements of a larger assembly (motor, hydraulic brake, spare battery, rear box) are not listed here. See Assemblies for details

I.D. #	Picture	Description
HR03		Bearings -Steering Column
RM21		XPr/n LOWER 30mm STEERING BEARING and RACE
HR04		Bearings - Pedal Axle
HR06		Front Wheel Brake Side Bearing (32mm/12mm)
HR07		Front Wheel Wormgear side Bearing(37mm/12mm)
HR14		Front wheel seal XPr/Xph/Xpn (32mm/20mm)
HR18		spring - main kickstand
HR19		spring - side kickstand
HR22		Battery contact screw set (8 bolts, 8, lock washers, 8 washers)

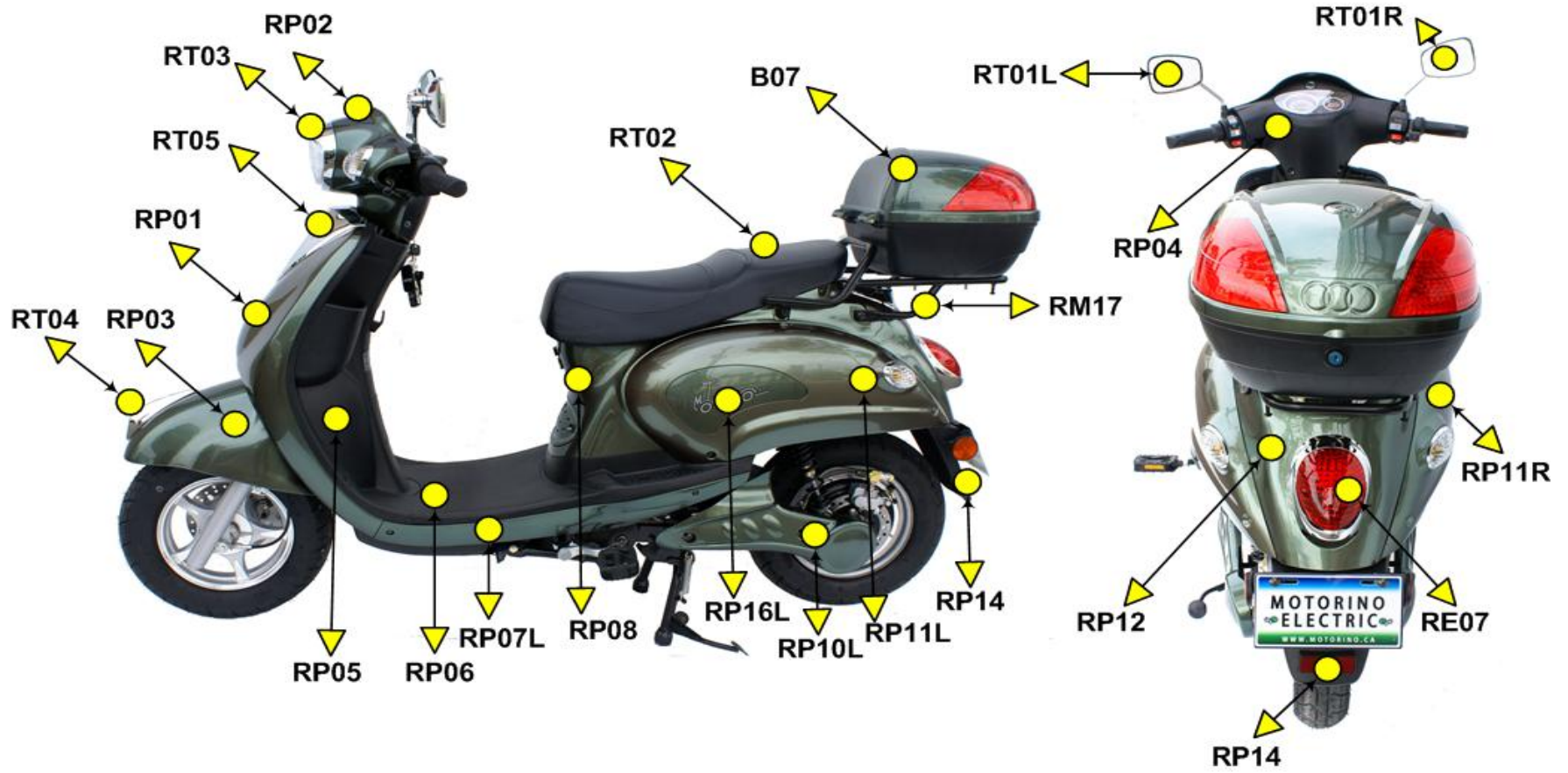
I.D. #	Picture	Description
HR23		Panel screws
HR24		Panel screw clips
HR25		M6x1.0 chromed bolt (used on XPn front fairings)
HR31		Rear brake disk bolt
HR33		Front Disc Brake Bolt (no collar under head)
HR34		XPr/XPn Shock Mount Bolt (shock to triple tree)
HR40		Xpr/XPn Front caliper Mounting Bolt (caliper to shock)
HR55		Bike Chain (specify precise length or # of links)
HR56		Chain Master Link

XPn - Hardware and Minor Parts (Continued)

I.D. #	Picture	Description
HR42		Side kickstand Mounting Bolt M10x1.25 with 15mm collar
HR43		M8x1.25 Rear Brake caliper Mounting Bolt (short)
HR44		M10x1.25 Main Kickstand Bolt with collar
HR50		6x1.0 hex bolt (long)

I.D. #	Picture	Description
HR51		6x1.0 phillips bolt (short)
HR52		Ring terminal electrical connector
HR47		XPn Handlebar clip bolts
HR62		M5x0.8 nut (for connector block posts)










MOTORINO XPr Body and Trim Parts












XPR - Body Panels











I.D. #	Description	Colors						Colors		
RP01	Front Faring	CBL	DRD	OGR	STL	RED	BUR	Caribbean Blue	CBL	
RP02	Headlight Cowl	CBL	DRD	OGR	STL	RED	BUR	Dark Cherry Red	DRD	
RP03	Front Fender	CBL	DRD	OGR	STL	RED	BUR	Olive Green	OGR	
RP04	Dash Cowl (Black)	One color							Smoked Steel	STL
RP05	Reverse Front Faring	One color							Firetruck Red	RED
RP06	Floorboard (Black)	One color							Burgundy	BUR
RP07R	Low Side Panel(right)	CBL	DRD	OGR	STL	RED	BUR			
RP07L	Low Side Panel (left)	CBL	DRD	OGR	STL	RED	BUR			
RP08	Underseat Panel (with charging terminal)	CBL	DRD	OGR	STL	RED	BUR			
RP09	Seat Bucket (Black)	One color								
RP10R	Chain Guard (right)	CBL	DRD	OGR	STL	RED	BUR			
RP10L	Chain Guard (left)	CBL	DRD	OGR	STL	RED	BUR			
RP11R	Side Panel (right)	CBL	DRD	OGR	STL	RED	BUR			
RP11L	Side Panel (left)	CBL	DRD	OGR	STL	RED	BUR			
RP12	Rear Panel	CBL	DRD	OGR	STL	RED	BUR			
RP13	Rear Fender (black, barely visible)	One color								
RP14	Rear Mudguard (rearmost piece w/ reflectors)	One color								
RP15	Front fender (rear half)	CBL	DRD	OGR	STL	RED	BUR			
RP16R	Piece with Motorino logo inside RP11R	CBL	DRD	OGR	STL	RED	BUR			
RP16L	Piece with Motorino logo inside RP11L	CBL	DRD	OGR	STL	RED	BUR			
RP17	Underseat grid (inside RP08)	CBL	DRD	OGR	STL	RED	BUR			
RP18	Access panel on floorboard RP06	One color								
RP19	Front splashguard (Black)	One color								
RP20	Coffe cup pocket	One color								
RP21	Under seat hatch	One color								

XPr - Trim

I.D. #	Picture	Description
RT01		Shortstem Mirror (symmetrical)
RT02		Seat -Black (also available in white & brown)
RT03		Chrome Headlight Ring
RT04		Chrome Fender Trim
RT05		Chome Panel on RP01
RT06		Chrome Rear Access Panel
NT05		Aluminum Floor Plate
AC30		Plastic Pedal end caps
RT07		Serial Cover (Black)




I.D. #	Picture	Description
RT08		Floor Mat (Rubber)
RT09		License plate mount
TR02		Rear Fender Reflector
TR03		Round orange reflectors
TR04		Cable retaining bracket
TR06		Rubber seal for underside of seats
B07*		Rear Box Assembly (specify model and color, see assemblies for details)
AC18		License plate
AC27		License plate covers

XPr - Electrical

I.D. #	Picture	Description
RE01		Headlight (inc. bulb)
RE02		Dashboard (inc. harness and 2W bulbs)
EL15		Left Switch Cluster (turnsig, hi/lo)
EL16		Right Switch Cluster (headlight)
RE05R		Front Turnsignal (right) (with bulb and chrome trim)
RE05L		Front Turnsignals (left) (with bulb and chrome trim)
RE06R		Rear Turnsignals (right) (with bulb and chrome trim)
RE06L		Rear Turnsignals (left) (with bulb and chrome trim)
RE07		Brakelight (inc bulb)
EL13		Hydraulic brake switch (symmetrical)

I.D. #	Picture	Description
RE09		Ignition (Tumbler and switch)
EL01		48v CCT Controller
EL03*		Full Disc Motor Assembly (see Assemblies for details)
EL09		Throttle (two tone)
EL10		Companion handle (two tone)
EL11		CCT switch
EL18		12V DC converter
EL19		Turnsignal Relay
EL20		48V Alarm with 2 remotes
EL21		12V Horn











XPr - Electrical Parts (Continued)

I.D. #	Picture	Description
EL22		40A Breaker
EL23		Connector Block
EL24		Male Charging Terminal
EL28		12V 25W Headlight Bulb
EL29		12V 10W Turnsig Bulb (Larger)
EL30		12V 5W Brakelight Bulb /w offset dimples
EL35		12V 2W dashboard bulb






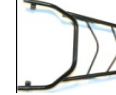




(Continued)

I.D. #	Picture	Description
BAT04		12V 20AH Pack of 4
BAT03*		48V 12AH complete spare battery assembly (see Assemblies for details)
BAT07		Alarm keyFOB batteries
CH01		Charger 48V 3A Metal
CH05		Charger - 48V plastic
EL25		Second Battery Plug (Female part)

XPr - Mechanical






I.D. #	Picture	Description
RM02		Handlebar
RM03R		Brake Handle (right) (hydraulic)
RM03L		Brake Handle (left) (hydraulic)
RM04*		Front Hydraulic Brake Assembly (see assemblies for details)
RM05		Front Brake Disc
RM06R		Front Shock Absorber (right)
RM06L		Front Shock Absorber (left)
RM07		Front Wheel (see hardware for bearings and seals)
RM08		Front Axle (with nut and spacer)
RM09		Speedometer Wormgear

(Continues)






I.D. #	Picture	Description
MC25*		Rear Hydraulic Brake Assembly (see Assemblies for details)
MC07		Rear Brake Disc
RM12		Main Kickstand
RM14		Side Kickstand
RM16		Pedal Axle
RM17		Rear Box Rack
RM18		Seat Latch
RM20		Seat latch cable XPr, XPn
NM17		Back Rest Rack (see trim for cushion)
RM19		Steering column /w crown XPr

(Continues)

XPr - Mechanical Parts (Continued)

I.D. #	Picture	Description
MC08		Rear Shock Absorber
MC09		Speedometer Cable (XPh XPv XPr BTr)
MC11		Pedal Axle Sprocket with pin
MC12		Pedals (l&r)
MC13		Pedal cranks

(Continued)









I.D. #	Picture	Description
TT01		3.5x16 tire
TT11B		Tubeless Tire Valve - Bent
MC19		Rear Disc Brake pads (all models)
MC22		xpr/xpn front disc brake pads
MC14		Sprocket Freewheel

XPr Hardware and Minor Parts

(Continued)

NOTE: Any minor parts which are elements of a larger assembly (motor, hydraulic brake, spare battery, rear box) are not listed here. See assemblies for details

I.D. #	Picture	Description
HR03		Bearings -Steering Column
RM21		XPr/n LOWER 30mm STEERING BEARING and RACE
HR04		Bearings - Pedal Axle
HR06		Front Wheel Brake Side Bearing (32mm/12mm)
HR07		Front Wheel Wormgear side Bearing (37mm/12mm)
HR14		Front wheel seal XPr/Xph/Xpn (32mm/20mm)
HR18		spring - main kickstand
HR19		spring - side kickstand
HR22		Battery contact screw set (8 bolts, 8, lock washers, 8 washers)




I.D. #	Picture	Description
HR23		Panel screws
HR24		Panel screw clips
HR25		M6x1.0 chromed bolt (used on XPn front fairings)
HR31		Rear brake disk bolt
HR33		Front Disc Brake Bolt (no collar under head)
HR34		XPr/XPn Shock Mount Bolt (shock to triple tree)
HR40		Xpr/XPn Front caliper Mounting Bolt (caliper to shock)
HR55		Bike Chain (specify precise length or # of links)
HR56		Chain Master Link

(Continues)

XPr - Hardware and Minor Parts (Continued)

I.D. #	Picture	Description
HR42		XPr/XPn/Xph Sidestand Mounting Bolt M10x1.25 with 15mm collar
HR43		M8x1.25 Rear Brake caliper Mounting Bolt (short)
HR44		M10x1.25 Main Kickstand Bolt with collar
HR50		6x1.0 hex bolt (long)

(Continued)

I.D. #	Picture	Description
HR51		6x1.0 phillips bolt (short)
HR52		Ring terminal electrical connector
HR62		M5x0.8 nut (for connector block posts)

Motorino XPd













Colors











ORG	Orange
BLK	Black

· Panels & Trim

I.D. #	Picture	Description	Colors	
			BLK	ORG
DP03		Front Fender (same as XPh in different colors)	BLK	ORG
DP01		Fairing Box Front	BLK	ORG
DP05		Fairing Box Reverse	BLK	ORG
DP07		Floorboard	One color	
DP18		Access Hatch	One color	
DP09		Bellypan	One color	
DP08		Underseat Panel	One color	
DP10L		Chainguard (left)	BLK	ORG
DP10R		Chainguard (right)	BLK	ORG
DP14		Rear Fender	One color	

I.D. #	Picture	Description
TR08L		Mirror black L
TR08R		Mirror black R
DT02		Seat Cushion
DT03		Steering Column Reflector
DT04		Reflector Bracket
TR02		Rear Fender Reflector
TR03		Round orange reflectors
TR04		Cable retaining bracket
AC18		License plate
AC27		License plate covers








XPd- Electrical

I.D. #	Picture	Description
DE01		Headlight (with bulbs)
DE02		Dashboard gauges (3 pcs) for XPd
DE02-D		Dashboard, Digital, XPd
DE10		Capacity Gauge XPd
NE03		Left Switch Cluster (chrome)
NE04		Right Switch Cluster
DE05		Turnsignal (front, rear, left, right)
DE07		Taillight
EL12L		Brake Switches Lefthand (hammer style)
EL12R		Brake Switches Righthand (hammer style)






I.D. #	Picture	Description
NE02		Speedo gauge (with harness and 2W bulbs)
DE09		Ignition Set (w. seat and hatch locks)
DE09C		Key Blank (x2) and locking cover plate ONLY for XPd Ignition
EL01		48v CCT Controller
EL03		Full motor assembly (disk brake)
EL09		Throttle
EL10		Companion handle
EL11		CCT switch
EL18		12V DC converter
CH05		Charger - 48V plastic

(Continues)









XPd- Electrical











I.D. #	Picture	Description
EL19		Turnsignal Relay
EL20		48V Alarm w. 2 remotes
EL21		12V Horn
EL22		40A Breaker
EL23		Connector Block
EL24		Male Charging Terminal
EL28		12V 25W Headlight Bulb

(Continued)

I.D. #	Picture	Description
BAT04		12V 20AH Pack of 4
BAT07		Alarm remote battery
CH04		Charger Fan
EL58		12V 10W Turnsignal bulb
EL30		12V 10W brake light bulb (xpa xph)
EL35		12V 2W dashboard bulb (all models)

XPd- Mechanical

I.D. #	Picture	Description
DM01		Handlebar fasteners
DM25		Handlebar Mount, cast aluminum, 3 pc
DM02		Handlebar
DM26		Handlebar, chromed steel, spiral cross bar, 17cm high.
DM27		Handlebar, chromed steel, plain cross bar, 18cm high.
DM28		Handlebar, aluminum, bracket/bolt-on cross bar, 15cm high.
DM03R		Brake Handle (right) (hydraulic)
DM03L		Brake Handle (left) (hydraulic)
HM06R		Front Shock Absorber (right)
HM06L		Front Shock Absorber (left)

I.D. #	Picture	Description
MC11		Pedal Axle Sprocket w. pin
DM16		Pedal Axle
MC24		FOLDING PEDALS
MC13		Pedal cranks
MC14		Sprocket Freewheel
MC25*		Rear Hydraulic Brake assembly (see Assemblies for details)
MC07		Rear Brake Disc
DM12		Main Kickstand
DM14		Side Kickstand
DM06		Footpeg (specify left or right)

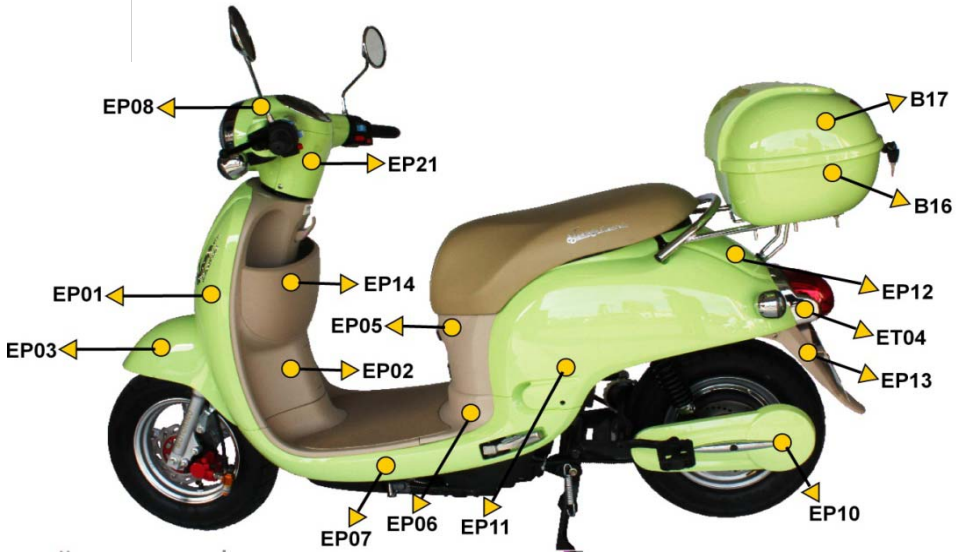
(Continues)

Motorino XPe Parts



Colors

MBik	Matte Black
GRE	Green
BEI	Biege



XPe - Body and Trim









I.D. #	Picture	Description	Colors
EP01		Main Front fairing	MBLK, GRE or BEI
EP02		Reverse Frong fairing	BLK or BEIGE
EP03		Front Fender	MBLK, GRE or BEI
EP04		Bellypan	BLK or BEIGE
EP05		Charging Terminal Panel	BLK or BEIGE
EP06		Floorboard	BLK or BEIGE
EP07 L + R		Low side panels	MBLK, GRE or BEI
EP08		Upper Dash Cowl	MBLK, GRE or BEI
EP09		Lower Front Dash Cowl	MBLK, GRE or BEI
EP10		Chainguard (symmetrical)	MBLK, GRE or BEI

I.D. #	Picture	Description	Colors
SP17		Main Battery Box for 24V 20AH	BLK
EP20		Floorboard Insert	BLK or BEIGE
EP21		Lower Rear Dash Cowel	MBLK, GRE or BEI
EP22		Front Fairing Cover Panel	MBLK, GRE or BEI
ET02		Seat	BLK or BEIGE
ET03		Headlight Chrome Trim	
ET04		Taillight Chrome Trim	
ET05		Floormat	BLK or BEIGE
ET06		Hook	
TR02		Rear Fender Reflector	











(Continues)









XPe - Body and Trim (Continued)

I.D. #	Picture	Description	
EP11 L + R		Side Panels (left and right)	MBLK, GRE or BEI
EP12		Center Rear Panel	MBLK, GRE or BEI
EP13		Rear Mudguard	BLK or BEIGE
Ep14		Map Holder	BLK or BEIGE
EP15		Battery Tray Back	BLK
EP16		Battery Tray Bottom	BLK
EP17		Seat Bucket	BLK
EP19		Battery Tray Cover	BLK

I.D. #	Picture	Description
B16		MBLK, GRE or BEI
ST08		battery box handles
AC30		Plastic Pedal end caps
TR03		Round orange reflectors
TR04		Cable brass bracket
VT01 L + R		Mirrors
AC18		License plate
AC27		License plate covers



XPe- Electrical





I.D. #	Picture	Description
EE01		Headlight
EE02		Dashboard
EL15		Left Switch Cluster
EL16		Right Switch Cluster
EE06-A		Left Front Right Rear Turnsignal
EE06-B		Right Front Left Rear Turnsignal
EE07		Taillight
EE09		Ignition with Coverplate
EL19		Turnsignal Relay
EL20		48V Alarm w. 2 remotes

I.D. #	Picture	Description
EL12L		Brake Switches Lefthand (hammer style)
EL12R		Brake Switches Righthand (hammer style)
SE10		Ignition and seat lock set
EL01		48v CCt Controller
EL03*		Full Disc Motor Assembly (see Assemblies for details)
EL09		Throttle
EL10		Companion handle
EL11		CCT switch
EL18		12V DC converter
BAT04		12V 20AH Pack of 4









(Continues)










XPe- Electrical (Ccontinued)

I.D. #	Picture	Description
EL21		12V Horn
EL22		40A Breaker

I.D. #	Picture	Description
BAT07		Alarm remote battery
CH01		Charger 48V 3A Metal
CH04		Charger Fan
EL24		Male Charging Terminal




XPe- Mechanical

I.D. #	Picture	Description
EM04		Steering Column
HM03R		Brake Handle (right) (hydraulic)
HM03L		Brake Handle (left) (hydraulic)
EM08 L + R		Footpegs (left and right)
SM15		Side Kickstand
EM06 L + R		Front Shocks Left and Right
EM07		Seat Latch
VM07		Front Wheel (see hardware for bearings and seals)
VM08		Front Axle (with nut and spacer)

I.D. #	Picture	Description
EM09		Rear Rack
MC07		Rear Brake Disc
EM16		Pedal Axle
DM12		Main Kickstand
MC74		Front Brake Caliper
MC20		Front Disc Brake pads
MC40		Rear Brake Caliper
MC22		Rear Brake Pads
MC12		Pedals (l&r)

XPe- Mechanical






I.D. #	Picture	Description
EM05		Front Brake Disc
MC08		Rear Shock Absorber
MC13		Pedal cranks
MC14		Sprocket Freewheel

I.D. #	Picture	Description
MC60		Brake plate
TT11B		Tubeless Tire Valve - Bent
TT01		3.5x10 tire (all XP models)


XPe - Hardware and Minor Parts



NOTE: Any minor parts

I.D. #	Picture	Description
HR03		Bearings -Steering Column
HR04		Bearings - Pedal Axle
HR08		Front Wheel Bearings (35mm/10mm)
HR71		Front wheel seal XPv/XPp
HR18		spring - main kickstand
HR19		spring - side kickstand
HR22		Battery contact screw set (8 bolts, 8, lock washers, 8 washers)
HR43		M8x1.25 Rear Brake caliper Mounting Bolt
HR44		M10x1.25 Main Kickstand Bolt w. collar
HR50		6x1.0 bolt (long)








I.D. #	Picture	Description
HR23		Panel screws
HR24		Panel screw clips
HR25		M6x1.0 chromed bolt (on front fairing)
HR73		Xpv/s front caliper mounting bolt
HR31		Universal rear brake disk bolt, also front XPh disc
HR36		steering column bolt and spacer
HR72		Shock Mounting Bolt
HR42		Sidestand Mounting Bolt M10x1.25 with 15mm collar
HR52		Ring terminal
HR55		Bike Chain (specify precise length or # of links)










XPe - Hardware and Minor Parts (Continues)

I.D. #	Picture	Description
HR51		6x1.0 bolt (short)

I.D. #	Picture	Description
HR56		Chain Master Link
HR62		M5x0.8 nut (for connector block posts)




XPe- Mechanical

I.D. #	Picture	Description
EM04		Steering Column
HM03R		Brake Handle (right) (hydraulic)
HM03L		Brake Handle (left) (hydraulic)
EM08 L + R		Footpegs (left and right)
SM15		Side Kickstand
EM06 L + R		Front Shocks Left and Right
EM07		Seat Latch
VM07		Front Wheel (see hardware for bearings and seals)
VM08		Front Axle (with nut and spacer)

I.D. #	Picture	Description
EM09		Rear Rack
MC07		Rear Brake Disc
EM16		Pedal Axle
DM12		Main Kickstand
MC74		Front Brake Caliper
MC20		Front Disc Brake pads
MC40		Rear Brake Caliper
MC22		Rear Brake Pads
MC12		Pedals (l&r)







XPe- Mechanical










I.D. #	Picture	Description
VM05		Front Brake Disc
MC08		Rear Shock Absorber
MC13		Pedal cranks
MC14		Sprocket Freewheel

I.D. #	Picture	Description
MC60		Brake plate
TT11B		Tubeless Tire Valve - Bent
TT01		3.5x10 tire (all XP models)


XPe - Hardware and Minor Parts



NOTE: Any minor parts

I.D. #	Picture	Description
HR03		Bearings -Steering Column
HR04		Bearings - Pedal Axle
HR08		Front Wheel Bearings (35mm/10mm)
HR71		Front wheel seal XPv/XPs
HR18		spring - main kickstand
HR19		spring - side kickstand
HR22		Battery contact screw set (8 bolts, 8, lock washers, 8 washers)
HR43		M8x1.25 Rear Brake caliper Mounting Bolt
HR44		M10x1.25 Main Kickstand Bolt w. collar
HR50		6x1.0 bolt (long)

I.D. #	Picture	Description
HR23		Panel screws
HR24		Panel screw clips
HR25		M6x1.0 chromed bolt (on front fairing)
HR73		Xpv/s front caliper mounting bolt
HR31		Universal rear brake disk bolt, also front XPh disc
HR36		steering column bolt and spacer
HR72		Shock Mounting Bolt
HR42		Sidestand Mounting Bolt M10x1.25 with 15mm collar
HR52		Ring terminal
HR55		Bike Chain (specify precise length or # of links)


XPe - Hardware and Minor Parts (Continues)

I.D. #	Picture	Description
HR51		6x1.0 bolt (short)

I.D. #	Picture	Description
HR56		Chain Master Link
HR62		M5x0.8 nut (for connector block posts)

XPh Parts List









MOTORINO XPh










XPh Body Panels











I.D. #	Description	Colors				Colors	
						BLK	GRE
HP01	Front Faring	BLK	GRE	YEL	RED	BLK	Black/Silver
HP02	Front Fender	BLK	GRE	YEL	RED	GRE	Green/Black
HP03	Upper Dash Cowl	BLK	GRE	YEL	RED	YEL	Yellow/Black
HP04	Lower Dash Cowl (Black)	One color				RED	Red/White
HP05	Dash Cowl Trim Panel	BLK	GRE	YEL	RED		
HP06	Reverse Front Faring (black)	One color					
HP07	Low Side Panels	BLK	GRE	YEL	RED		
HP08	Floorboard (black)	One color					
HP09	Seat Bucket (black)	One color					
HP10	Underseat Panel (black) (HP16)	One color					
HP11R	Side Panel (right)	BLK	GRE	YEL	RED		
HP11L	Side Panel (left)	BLK	GRE	YEL	RED		
HP12	Rear Center Panel (small, betwe	BLK	GRE	YEL	RED		
HP13R	Chainguard (right)	BLK	GRE	YEL	RED		
HP13L	Chainguard (left)	BLK	GRE	YEL	RED		
HP14	Splashguard (black) (underneath)	One color					
HP15	Mudguard (rearmost black panel)	One color					
HP16	Front Splashguard (black)	One color					
HP17	Charging Terminal Panel	One color					
HP18	Main Battery Box	One color					
HP19	Seat Bucket Inset	One color					


XPh - Trim

I.D. #	Picture	Description
TR01L		Plastic Mirrors /w turnsig (left)
TR01R		Plastic Mirrors /w turnsig (right)
HT01		Front fairing lenses
HT02		Seat
HT03		Serial Cover
HT06		battery box handles
AC30		Plastic Pedal end caps
TR02		Rear Fender Reflector

I.D. #	Picture	Description
HT04		Hook
HT05		Floor Mat
TR03		Round orange reflectors
TR04		Cable retaining bracket
B07*		Rear Box Assembly (specify model and color, see assemblies for details)
AC18		License plate
AC27		License plate covers


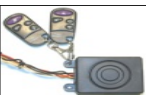







XPh- Electrical

I.D. #	Picture	Description
HE01		Headlight (with bulbs)
HE02		Dashboard (with harness and 2W bulbs)
EL15		Left Switch Cluster
EL16		Right Switch Cluster
HE05R		Front Turnsig w.bulb (right)
HE05L		Front Turnsig w. bulb (left)
HE06R		Rear Turnsig w. bulb (right)
HE06L		Rear Turnsig w. bulb (left)
HE07		Brakelight (with bulb)
EL12L		Brake Switches Lefthand (hammer style)










I.D. #	Picture	Description
EL12R		Brake Switches Righthand (hammer style)
HE09		Brake Switches (drum style, symmetrical)
HE10		Ignition Set (w. seat and batt locks)
EL01		48v CCT Controller
EL03*		Full Disc Motor Assembly (see Assemblies for details)
EL04*		Full Motor assembly (pre-2008 XPh w. drum brake) (see Assemblies for details)
EL09		Throttle
EL10		Companion handle
EL11		CCT switch
EL18		12V DC converter

(Continues)


XPh- Electrical (Continued)







I.D. #	Picture	Description
EL19		Turnsignal Relay
EL20		48V Alarm w. 2 remotes
EL21		12V Horn
EL22		40A Breaker
EL23		Connector Block
EL24		Male Charging Terminal
EL34		12V 18W head light bulb (25W bulb also available)
EL33		56V 3W turn signal bulb (xpa xph)
EL31		12V 10W brake light bulb (xpa xph)

(Continued)

I.D. #	Picture	Description
BAT04		12V 20AH Pack of 4
BAT03*		48V 12AH complete spare battery assembly (see Assemblies for details)
BAT07		Alarm remote battery
CH01		Charger 48V 3A Metal
CH02		Charger 48V 4A Metal
CH04		Charger Fan
CH05		Charger - 48V plastic
EL25		Second Battery Plug (Female part)
EL35		12V 2W dashboard bulb (all models)







XPh- Mechanical

I.D. #	Picture	Description
HM02		Handlebar
HM03R		Brake Handle (right) (hydraulic) black
HM03L		Brake Handle (left) (hydraulic) black
HM04*		Front Hydraulic Brake assembly (see Assemblies for details)
HM05		Front Brake Disc
HM06R		Front Shock Absorber (right)
HM06L		Front Shock Absorber (left)
HM07		Front Wheel (see hardware for seals and bearings)
HM08		Front Axle (with nut and spacer)
HM09		Speedometer Wormgear




I.D. #	Picture	Description
MC25*		Rear Hydraulic Brake Assembly (see Assemblies for details)
HM11		Seat Latch
MC07		Rear Brake Disc
HM13		Main Kickstand
HM15		Side Kickstand
HM17		Pedal Axle
HM18		Rear Box Rack
HM19		Steering column with crown
MC11		Pedal Axle Sprocket w. pin
MC12		Pedals (l&r)

(Continues)



















XPh- Mechanical (Continued)

I.D. #	Picture	Description
MC03		Rear Drum Brake (pre-2008 Xph w. drum brakes)
MC04		Front Drum Brake (pre-2008 Xph w. drum brakes)
MC05		Rear Brake Cable(pre-2008 Xph w. drum brakes)
MC06		Front Brake Cable (pre-2008 Xph w. drum brakes)
MC08		Rear Shock Absorber
MC09		Speedometer Cable

(Continued)






I.D. #	Picture	Description
MC13		Pedal cranks
MC14		Sprocket Freewheel
MC18		Drum Brake Pads
MC19		Rear disc brake pads
MC20		Front Disc Brake pads
TT11B		Tubeless Tire Valve - Bent
TT01		3.5x16 tire






XPh - Hardware and Minor Parts

NOTE: Any minor parts which are elements of a larger assembly (motor, hydraulic brake, spare battery, rear box) are not listed here. See assemblies for details						
I.D. #	Picture	Description		I.D. #	Picture	Description
HR03		Bearings -Steering Column		HR23		Panel screws
HR04		Bearings - Pedal Axle		HR24		Panel screw clips
HR06		Front Wheel Bearings brake side (32mm/12mm)		HR25		M6x1.0 chromed bolt (on front fairing)
HR07		Front Wheel Bearings Wormgear side(37mm/12mm)		HR28		Xph license plate bracket
HR14		Front wheel seal XPr/Xph/Xpn (32mm/20mm)		HR29		Xph front caliper mounting bolt
HR18		spring - main kickstand		HR31		Universal rear brake disk bolt, also front XPh disc
HR19		spring - side kickstand		HR36		Xph steering column bolt and spacer
HR21		plastic mirror hardware set (2 M8x1.25 allen bolts, 2 locking washers, 2 spacers, 2 rubber trim)		HR39		Xph Shock Mounting Bolt
HR22		Battery contact screw set (8 bolts, 8, lock washers, 8 washers)		HR42		Sidestand Mounting Bolt M10x1.25 with 15mm collar

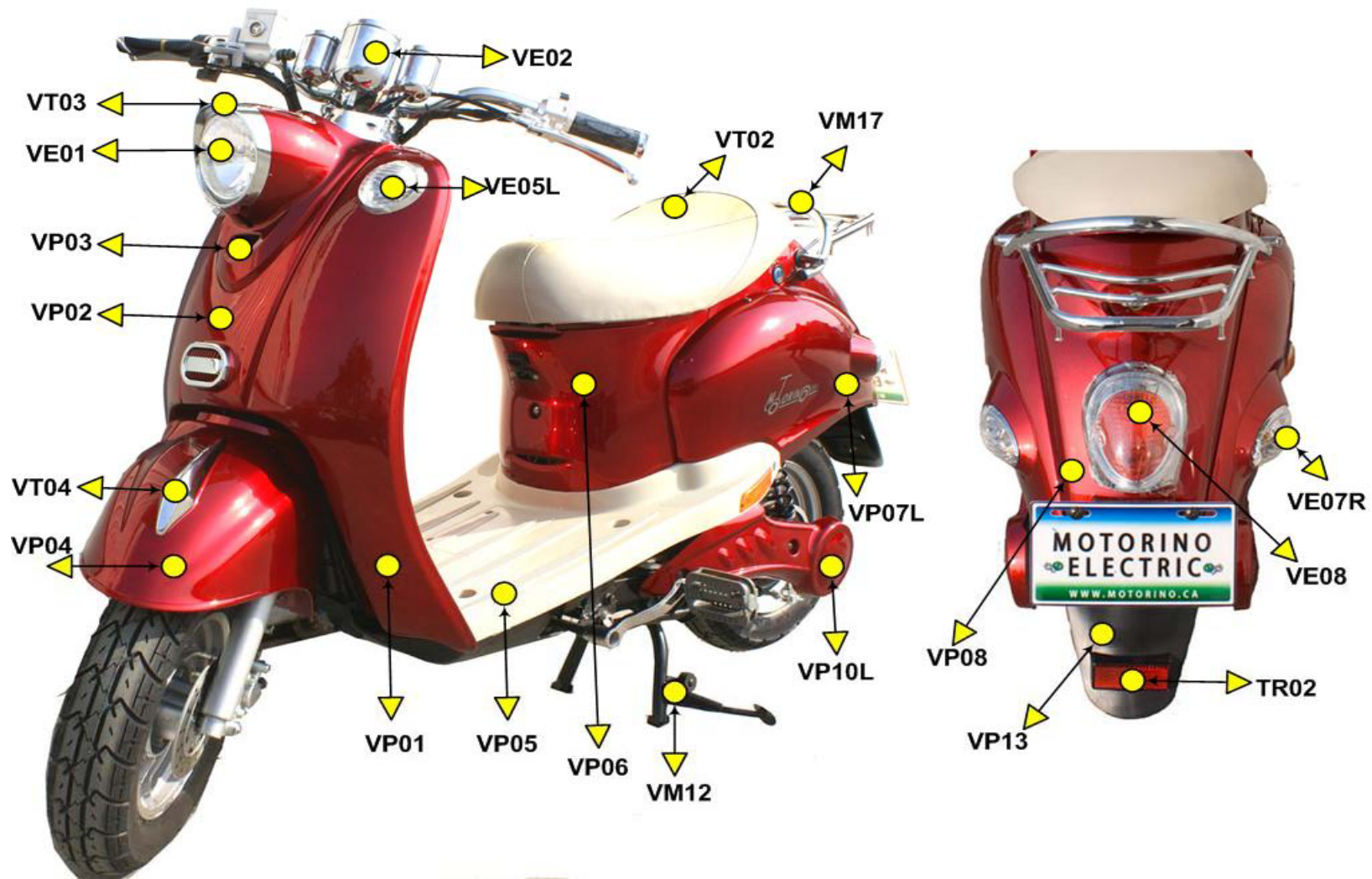
(Continues)

XPh - Hardware and Minor Parts (Continued)

I.D. #	Picture	Description
HR43		M8x1.25 Rear Brake caliper Mounting Bolt
HR44		M10x1.25 Main Kickstand Bolt w. collar
HR49		Battery box handle cotter pins
HR50		6x1.0 bolt (long)
HR51		6x1.0 bolt (short)

I.D. #	Picture	Description
HR52		Ring terminal
HR55		Bike Chain (specify precise length or # of links)
HR56		Chain Master Link
HR61		Xph Fender brackets
HR62		M5x0.8 nut (for connector block posts)

MOTORINO XPv



Motorino XPv Parts









XPv - Body Panels










Colors

I.D. #	Description	Colors				
VP01	Main Front Faring	BLU	BUR	DGR	LIM	PNK
VP02	Center Front Faring	BLU	BUR	DGR	LIM	PNK
VP03	Headlight Cowl	BLU	BUR	DGR	LIM	PNK
VP04	Front Fender	BLU	BUR	DGR	LIM	PNK
VP05	Floorboard	One color				
VP06	Underseat Panel	BLU	BUR	DGR	LIM	PNK
VP07R	Side Panel (right)	BLU	BUR	DGR	LIM	PNK
VP07L	Side Panel (Left)	BLU	BUR	DGR	LIM	PNK
VP08	Rear Panel	BLU	BUR	DGR	LIM	PNK
VP09	Seat Bucket (black)	One color				
VP10R	Chainguard (right)	BLU	BUR	DGR	LIM	PNK
VP10L	Chainguard (left)	One color				
VP11	Underside Spashguard (black)	One color				
VP12	Rear Fender (black, barely visible)	One color				
VP13	Rear Mudguard	One color				
VP14	Access panel on Side Panel VP07R	BLU	BUR	DGR	LIM	PNK
VP15	Access panel on floorboard VP05	One color				
VP16	Front fender reverse panel	BLU	BUR	DGR	LIM	PNK











BLU	Dark Blue
BUR	Burgundy
DGR	Forest Green
LIM	Lime Green
PNK	Pink

XPv - Trim

I.D. #	Picture	Description
VT01R		Mirror (right)
VT01L		Mirror (left)
VT02		Seat
VT03		Chrome Headlight Ring
VT04		Front Fender Chrome Trim
VT05		Chrome Hook
VT06		Handlebar Center Chrome Trim
VT07		Serial Cover (specify color)
AC30		Plastic Pedal end caps

I.D. #	Picture	Description
VT08		Floor Mat
VT09		Front Turnsig Wire Cover (specify right or left)
VT10		License plate mount
VT11		Chrome Grill on front centre piece
TR02		Rear Fender Reflector
TR04		Cable retaining bracket
B07*		Rear Box Assembly (specify model and color, see assemblies for details)
AC18		License plate
AC27		License plate covers

XPv - Electrical

I.D. #	Picture	Description
VE01		Headlight (inc. bulb)
VE02		Dashboard (inc. harness and 2W bulbs)
VE03		Left switch cluster (turnsig, hi/lo beams)
VE04		Right Switch Cluster (headlights)
VE11		Old style left cluster w/ brakearm (pre-2009 XPv with rear drum brake)
VE05R		Front Turnsignal (right) (with bulb and chrome trim)
VE05L		Front Turnsignals (left) (with bulb and chrome trim)
VE06R		Side Turnsignals (right) (with bulb)
VE06L		Side Turnsignals (left) (with bulb)
VE07R		Rear Turnsignals (right) (with chrome trim)











I.D. #	Picture	Description
VE07L		Rear Turnsignals (left) (with chrome trim)
VE08		Brakelight (with bulb and chrome trim)
EL12L		Brake Switches Lefthand (hammer style)
EL12R		Brake Switches Righthand (hammer style)
VE10		Ignition with seat lock
EL01		48v CCt Controller
EL03*		Full Disc Motor Assembly (see Assemblies for details)
EL04*		Drum Motor Assembly (pre-2009 XPv with rear drum brake)
EL09		Throttle
EL10		Companion handle

(Continues)

XPv - Electrical Parts (Continued)











I.D. #	Picture	Description
EL11		CCT switch
EL18		12V DC converter
EL19		Turnsignal Relay
EL20		48V Alarm with 2 remotes
EL21		12V Horn
EL22		40A Breaker
EL23		Connector Block
EL24		Male Charging Terminal
BAT04		12V 20AH Pack of 4

(Continued)

I.D. #	Picture	Description
EL28		12V 25W Headlight Bulb (35W available)
EL29		12V 10W Turnsig Bulb
EL30		12V 5W Brakelight Bulb
EL35		12V 2W dashboard bulb
CH01		Charger 48V 3A Metal
CH02		Charger 48V 4A Metal
CH04		Charger Fan
CH05		Charger - 48V plastic
BAT03*		48V 12AH complete spare battery assembly (see Assemblies for details)
EL25		Second Battery Plug (Female part)


XPv - Mechanical

I.D. #	Picture	Description
VM01		Handlebar fasteners
VM02		Handlebar
VM03R		Brake Lever (right) (hammer style)
VM03L		Brake Lever (left) (hammer style)
VM04*		Front Hydraulic Brake Assembly (see Assemblies for details)
VM05		Front Brake Disc
VM06R		Front Shock Absorber (right)
VM06L		Front Shock Absorber (left)
VM07		Front Wheel (see hardware for bearings and seals)
VM08		Front Axle (with nut and spacer)






I.D. #	Picture	Description
VM09		Speedometer Wormgear
MC25*		Rear Hydraulic Brake Assembly (see Assemblies for details)
MC07		Rear Brake Disc
VM12		Main Kickstand
VM14		Side Kickstand
VM16		Pedal Axle
VM17		Rear Box Rack
VM19		Steering column /w crown
MC03		Rear Drum Brake (pre- 2009 XPv)
MC05		Rear Brake Cable (pre-2009 XPv)

(Continues...)

XPv - Mechanical Parts (Continued)

I.D. #	Picture	Description
MC08		Rear Shock Absorber
MC09		Speedometer Cable
MC11		Pedal Axle Sprocket with Pin
MC12		Pedals (l&r)
MC13		Pedal cranks
MC14		Sprocket Freewheel











(Continued)

I.D. #	Picture	Description
MC19		Rear Disc Brake pads (all models)
MC21		Xpv front brake pads
TT01		3.5x16 tubeless tire
TT11B		Tubeless Tire Valve - Bent
MC18		Drum Brake Pads (old style XPv)

XPv - Hardware and minor parts

NOTE: Any minor parts which are elements of a larger assembly (motor, hydraulic brake, spare battery, rear box) are not listed here. See assemblies for details

I.D. #	Picture	Description
HR03		Bearings -Steering Column (upper and lower)
HR04		Bearings - Pedal Axle
HR08		Front Wheel Bearings (35mm/10mm)
HR18		spring - main kickstand
HR19		spring - side kickstand
HR22		Battery contact screw set (8 bolts, 8, lock washers, 8 washers)
HR23		Panel screws
HR24		Panel screw clips
HR31		Brake disk bolt (front & rear)
HR38		Xpv/Xpa Sidestand Bolt M8x1.25 with 10mm collar

I.D. #	Picture	Description
HR43		M8x1.25 Rear Brake caliper Mounting Bolt (short)
HR55		Bike Chain (specify precise length or # of links)
HR56		Chain Master Link
HR62		M5x0.8 nut (for connector block posts)
HR50		6x1.0 bolt (long)
HR51		6x1.0 bolt (short)
HR52		Ring terminal
HR53		XPv Handlebar clip bolt 6x1.0 allen head
HR54		XPv shock mounting bolt (M8x1.25 20mm collar)
HR71		Front wheel seal XPv/XPs

*See Assemblies Section for list of all components

Motorino XPv Parts

Motorino XPs Parts









Colors

BLU	Blue
GRE	Green

XPs - Body and Trim









I.D. #	Picture	Description
SP01		Front Faring
SP02		Front Beak
SP03		Front Fender
SP04		Headlight Cowl
SP05		Dash Cowl
SP06		Reverse Front Faring (black)
SP07		Floorboard (black)
SP08		Low Side Panels
SP09		Underseat Panel w/t charging terminal
SP10		Seat Bucket (black)

I.D. #	Picture	Description
SP17		Main Battery Box for 24V 20AH
SP18		Seat Bucket Cover
TR08L		Mirror black L
TR08R		Mirror black R
ST01		Front fairing vent
ST02		Seat
ST03		Rubber Floor Bolt Cover
ST04		Hook
ST05		orange rectangular reflector
TR02		Rear Fender Reflector

(Continues)


XPs - Body and Trim (Continued)

SP11R		Side Panel (right)
SP11L		Side Panel (left)
SP12R		Chainguard (right)
SP12L		Chainguard (left)
SP13		Rubber Seat Insert
SP14		Front Splashguard
SP15		Rear Wheel Spashguard
SP16		Rear Fender w/t taillight

ST06		Serial Cover
ST08		battery box handles
AC30		Plastic Pedal end caps
TR03		Round orange reflectors
TR04		Cable brass bracket
B07*		Rear Box Assembly (specify model and color, see assemblies for details)
AC18		License plate
AC27		License plate covers







XPs- Electrical






I.D. #	Picture	Description
SE01		Headlight (with bulbs)
SE02		Dashboard (with harness and 2W bulbs)
SE03		Left Switch Cluster
SE04		Right Switch Cluster
SE05R		Front Turnsig w.bulb (right)
SE05L		Front Turnsig w. bulb (left)
EL19		Turnsignal Relay
EL20		48V Alarm w. 2 remotes
EL21		12V Horn
EL22		40A Breaker

I.D. #	Picture	Description
EL12L		Brake Switches Lefthand (hammer style)
EL12R		Brake Switches Righthand (hammer style)
SE10		Ignition and seat lock set
EL01		48v CCT Controller
EL03*		Full Disc Motor Assembly (see Assemblies for details)
EL09		Throttle
EL10		Companion handle
EL11		CCT switch
EL18		12V DC converter
BAT04		12V 20AH Pack of 4


(Continues)











XPs- Electrical (Continued)

I.D. #	Picture	Description
EL23		Connector Block
EL24		Male Charging Terminal
SE06		12V 35W Headlight Bulb (EL39?)
EL29		12V 10W FrontTurnsig Bulb
EL30		12V 5W Brakelight Bulb
EL60		Rear turn signal lights 5W 12V

I.D. #	Picture	Description
BAT07		Alarm remote battery
CH01		Charger 48V 3A Metal
CH04		Charger Fan
CH05		Charger - 48V plastic
EL35		12V 2W dashboard bulb (all models)





XPh- Mechanical






I.D. #	Picture	Description
SM01		Handlebar
HM03R		Brake Handle (right) (hydraulic)
HM03L		Brake Handle (left) (hydraulic)
SM04*		Front Hydraulic Brake assembly (see Assemblies for details)
VM05		Front Brake Disc
VM06R		Front Shock Absorber (right)
VM06L		Front Shock Absorber (left)
VM07		Front Wheel (see hardware for bearings and seals)
VM08		Front Axle (with nut and spacer)
VM09		Speedometer Wormgear

I.D. #	Picture	Description
SM11		seat hinge and latch
MC07		Rear Brake Disc
DM12		Main Kickstand
SM15		Side Kickstand
SM17		Pedal Axle
SM18		Rear Box Rack
SM19		Steering column with crown
MC11		Pedal Axle Sprocket w. pin
MC12		Pedals (l&r)
MC13		Pedal cranks

(Continues)

XPs- Mechanical (Continued)


I.D. #	Picture	Description
MC08		Rear Shock Absorber
MC09		Speedometer Cable
MC25*		Rear Hydraulic Brake Assembly (see Assemblies for details)
SM10		Brake plate

I.D. #	Picture	Description
MC14		Sprocket Freewheel
MC19		Rear disc brake pads
MC21		Xpv front brake pads
TT11B		Tubeless Tire Valve - Bent
TT01		3.5x10 tire (all XP models)



XP's - Hardware and Minor Parts

NOTE: Any minor parts which are elements of a larger assembly (motor, hydraulic brake, spare battery, rear box) are not listed here. See assemblies for details

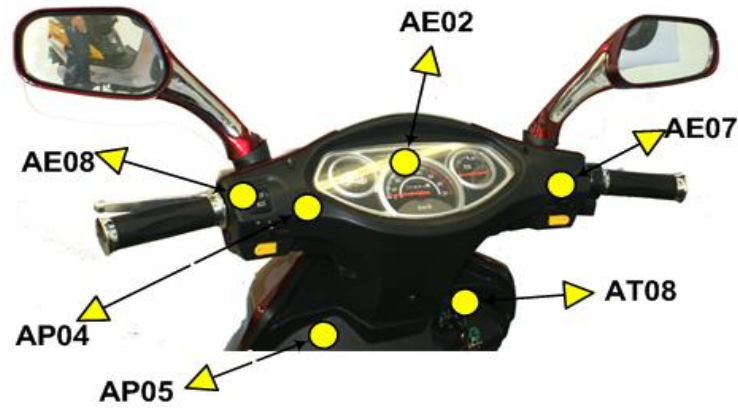
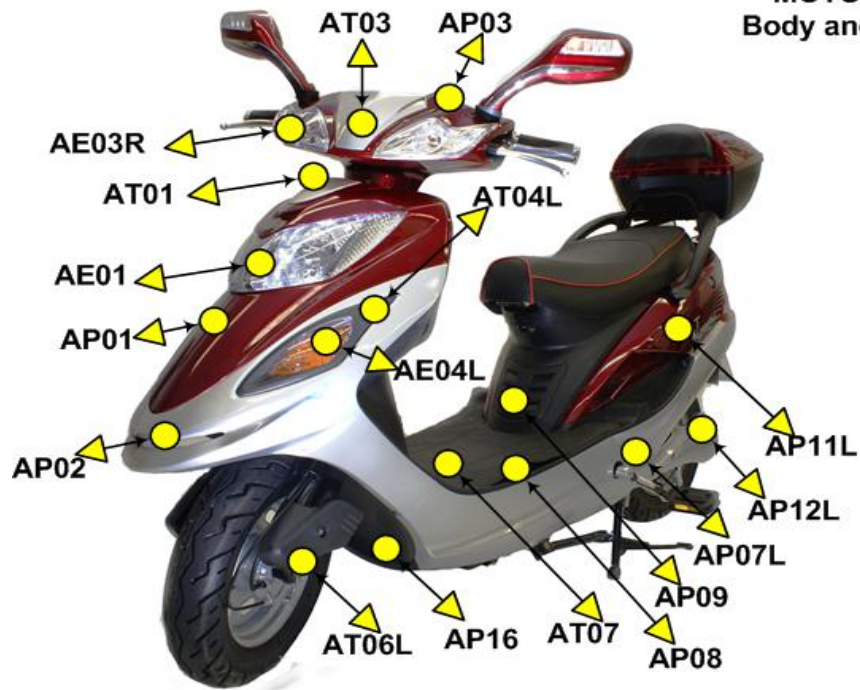
I.D. #	Picture	Description
HR03		Bearings -Steering Column
HR04		Bearings - Pedal Axle
HR08		Front Wheel Bearings (35mm/10mm)
HR71		Front wheel seal XPv/XPs
HR18		spring - main kickstand
HR19		spring - side kickstand
HR22		Battery contact screw set (8 bolts, 8, lock washers, 8 washers)
HR43		M8x1.25 Rear Brake caliper Mounting Bolt
HR44		M10x1.25 Main Kickstand Bolt w. collar
HR49		Battery box handle cotter pins

I.D. #	Picture	Description
HR23		Panel screws
HR24		Panel screw clips
HR25		M6x1.0 chromed bolt (on front fairing)
HR73		Xpv/s front caliper mounting bolt
HR31		Universal rear brake disk bolt, also front XPh disc
HR36		Xph steering column bolt and spacer
HR72		Shock Mounting Bolt
HR42		Sidestand Mounting Bolt M10x1.25 with 15mm collar
HR52		Ring terminal
HR55		Bike Chain (specify precise length or # of links)

HR50		6x1.0 bolt (long)
HR51		6x1.0 bolt (short)

HR56		Chain Master Link
HR62		M5x0.8 nut (for connector block posts)

**MOTORINO XPa
Body and Trim Parts**













XPa Body Panels











I.D. #	Description	Colors	
AP01	Headlight Cowl	BLK	BUR
AP02	Front Beak (silver)	One color	
AP03	Headpiece	BLK	BUR
AP04	Dash Cowl (black)	One color	
AP05	Reverse Front Faring (black)	One color	
AP06	Glovebox Cover	One color	
AP07R	Low Side Panel (right)	One color	
AP07L	Low Side Panel (left)	One color	
AP08	Floorboard (black)	One color	
AP09	Underseat Panel (with charging terminal) (black)	One color	
AP10	Seat Bucket (black)	One color	
AP11R	Side Panel (right)	BLK	BUR
AP11L	Side Panel (left)	BLK	BUR
AP12R	Chain Guard (right)	SIL	BUR
AP12L	Chain Guard (left)	SIL	BUR
AP13	Rear Panel (upper)	BLK	BUR
AP14	Rear Panel (lower) (silver)	One color	
AP15	Mudguard (black)	One color	
AP16	Front Splashguard (black)	One color	
AP17	Battery Box (black)	One color	
AP18L	Rear Centerpiece L	BLK	BUR
AP18R	Rear Centerpiece R	BLK	BUR

Colors:





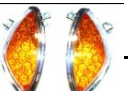





BLK	Black/Silver
BUR	Burgundy/Silver
SIL	Silver











XPa - Trim

I.D. #	Picture	Description
TR01R		Mirror (w/ turnsig) (right)
TR01L		Mirror (w/ turnsig) (left)
AT01		Headlight Cowl Trim
AT02		Seat
AT03		Headpiece Trim
AT04R		Lower turnsignal shroud (black) (right)
AT04L		Lower turnsignal shroud (black) (left)
B00		Box Lid Xpa (black or burg)
B09		XPA box underside
AT09		battery box handles

I.D. #	Picture	Description
AT05		Serial Cover
AT06L		Front Wheel Trim (left)
AT06R		Front Wheel Trim (right)
AT07		Floor mat
AT08		Ignition key collar (Xpa, Xpc)
AC18		License plate
AC27		License plate covers
B08		Rear Box Latch (old style small latch lock)
B10		Xpa box reflectors
AC30		Plastic Pedal end caps










XPa - Electrical

I.D. #	Picture	Description
AE01		Headlight w. bulb
AE02		Dashboard w. harness & 2W bulbs
AE03R		Upper Front Turnsignal (right)
AE03L		Upper Front Turnsignal (left)
AE04R		Lower Front Turnsignal (right)
AE04L		Lower Front Turnsignal (left)
AE05		Brakelight w. rear turnsignals
HE10		Ignition set (w. seat and batt locks)
AE07		Headlight switch
AE08		Hight-Low Beam Switch






I.D. #	Picture	Description
AE09		Turnsignal switch
AE10		Horn Button
EL14		brake switch (symmetrical)
EL01		48v CCt Controller
EL04*		Full Motor assembly (w. drum brake) (see Assemblies for details)
EL09		Throttle
EL10		Companion handle
EL11		CCT switch
EL18		12V DC converter
EL19		Relay

(Continues)









XPa - Electrical Parts (Continued)










I.D. #	Picture	Description
EL20		Alarm
EL21		Horn
EL22		Breaker
EL23		Connector Block
EL24		Charging Terminal
EL32		12V 15W (18W avail) headlight bulb (xpa) /w dimples offset
EL31		12V 10W brake light bulb (xpa xph) small /w dimple
EL33		12V 3W turn signal bulb
EL35		12V 2W dashboard bulb

(Continued)

I.D. #	Picture	Description
BAT04		12V 20AH Pack of 4
BAT01		12V 7AH Pack of 4
BAT07		Alarm keyFOB batteries
CH01		Charger 48V 3A Metal
CH02		Charger 48V 4A Metal
CH04		Charger Fan
CH05		Charger - 48V plastic
EL25		Second Battery Plug (Female part)





XPa - Mechanical

I.D. #	Picture	Description
AM01		Handlebar Xpa
AM02R		Brake Handle (right)
AM02L		Brake Handle (left)
AM03		Front Brake Cable
AM04		Rear Brake Cable
AM05		Front Drum Brake
AM06		Rear Drum Brake
AM07R		Front Shock Absorber (right)
AM07L		Front Shock Absorber (left)
MC08		Rear Shock Absorber


I.D. #	Picture	Description
AM08R		Front Swingarm (right)
AM08L		Front Swingarm (left)
AM09		Front Forks
AM10		Main Kickstand (spring on foot side 20.5cm dropout)
AM12		Side Kickstand (shorty)
AM14		Rear Box Rack
HM11		Seat Latch
AM17		Pedal Axle
MC10		Speedometer Cable (Xpa XPc)
MC11		Pedal Axle Sprocket

(Continues)

Xpa - Mechanical Parts (Continued)

I.D. #	Picture	Description
MC12		Pedals (l&r)
MC13		Pedal cranks
MC14		Sprocket Freewheel
TT01		3.5x16 tire

(Continued)

I.D. #	Picture	Description
MC18		Drum Brake Pads
AM18		Front Wheel
AM19		Front Axle w. nut & spacer
TT11B		Tubeless Tire Valve - Bent

Xpa - Hardware and Minor Parts



NOTE: Any minor parts which are elements of a larger assembly (motor, hydraulic brake, spare battery, rear box) are not listed here. See assemblies for details

I.D. #	Picture	Description
HR03		Bearings -Steering Column
HR04		Bearings - Pedal Axle
HR09		Bearings both sides Xpa front wheel (30mm/10mm)
HR15		Front wheel seal Xpa/XPc (30mm/17mm)
HR18		spring - main kickstand
HR19		spring - side kickstand
HR21		plastic mirror hardware set (2 M8x1.25 allen bolts, 2 locking washers, 2 spacers, 2 rubber trim)
HR22		Battery contact screw set (8 bolts, 8, lock washers, 8 washers)
HR55		Bike Chain (specify precise length or # of links)



I.D. #	Picture	Description
HR23		Panel screws
HR24		Panel screw clips
HR38		Xpv/Xpa Sidestand Bolt M8x1.25 with 10mm collar
HR44		M10x1.25 Main Kickstand Bolt (for all XP bikes except XPv)
HR49		Battery box handle cotter pins
HR50		6x1.0 bolt (long)
HR51		6x1.0 bolt (short)
HR52		Ring terminal
HR56		Chain Master Link

(Continues)

Xpa - Hardware and Minor Parts (Continued)

I.D. #	Picture	Description
HR57		Drum brake cable spring
HR58		Drum Brake cable retainer

(Continued)

I.D. #	Picture	Description
HR59		Drum brake cable end nut
HR62		M5x0.8 nut (for connector block posts)